


## Tiger DR-Cesium X-Ray Panels



### Hospital Grade Cesium 10x12, 14x17 & 17x17 Flat Panel Detectors

#### Simple, easy, and cost-effective CSI DR-Wireless solutions

Three size options in both wired and wireless

Tiger DR-Cesium X-Ray Panels are cassette size flat panel detectors. TigerView DR-Cesium X-Ray Panels fit into existing bucky trays. The entire active area is prepared with the "Autosense" technology and takes care of the exposure timing.

This ultra thin and lightweight wireless detectors allow digitizing without modification of existing conventional imaging systems. Cable free wireless option gives the user a true wireless detector at a fraction of the cost.

Tiger DR-Wireless benefits include:

- Highest DQE and the best MTF among CsI detectors
- Superior Cesium Iodide (CsI) construction
- Rapid image acquisition in 8 seconds
- Up to 7 hours battery life
- Simple magnetic cable connection for easy charging



**Lightweight**



**3 sizes both wired and wireless (17"x17", 14"x17" and 10"x12")**



**8 second image acquisition time**



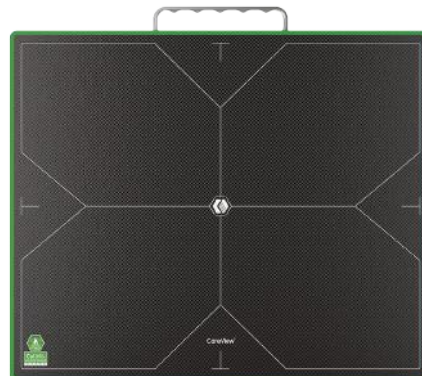

**Directly integrates with TigerView**



**No cassettes necessary**



**5 year warranty**



# Tiger DR-Cesium X-Ray Panels

## Hospital Grade Cesium 12x12, 14x17 & 17x17 Flat Panel Detectors

### SPECIFICATIONS

Sensor	
Sensor	a-Si TFT Array
Conversion Screen	CsI: TI / Premium Gadox
Image Data	16bits
10x12 Pixel Pitch	120 µm
10x12 Scintillator Matrix	2048x2560
14x17 Pixel Pitch	154 µm
14x17 Scintillator Matrix	2304x2816
17x17 Pixel Pitch	154 µm
17x17 Scintillator Matrix	2816x2816
Image Quality	
Data Transfer Time	Less than 1 second
Internal Storage	Up to 200
10x12 Limiting Resolution	>4.2 lp/mm
14x17 Limiting Resolution	>3.3 lp/mm
17x17 Limiting Resolution	>3.3 lp/mm
Communication Interface	
Image Acquisition Time	6-8 sec. (approx)
Data Transfer Time	Less than 1 second
Trigger Mode	AED (Auto Exposure Detection), Manual Trigger
Calibration Mode	ACC (Auto Calibration Control), Manual Calibration
Image Transmission	Gigabit Wi-Fi IEEE 802.11

Environmental	
Operating	
Temperature Range	10 - 35°C
Humidity Range (non-condensing)	20% - 75% RH
Storage	
Temperature Range	-10°C - 60°C
Humidity Range	10% - 90% RH
Mechanical	
10x12 Dimensions	333 x 382 x 15 mm
10x12 Weight	~6 lbs w/battery
14x17 Dimensions	384 x 460 x 15mm
14x17 Weight	~8 lbs w/battery
17x17 Dimensions	460 x 460 x 15mm
17x17 Weight	~9 lbs w/battery
Housing Material	Front: Carbon Fiber Back: Aluminum Alloy
Power	
Battery Performance	10 hours
AC Power	
Power Supply	100 - 240V AC
Frequency	50/60 Hz



**MEDICAL X-RAY SYSTEMS**  
EQUIPMENT • SUPPLIES • SERVICE  
800-356-3388

Associated X-Ray Imaging Corp.  
49 Newark Street  
Haverhill, MA 01832

Toll Free: 800-356-3388  
Phone: 978-374-6371  
Fax: 978-521-2214

www.associatedxray.com  
sales@associatedxray.com