


SYNERGISTIC IMAGING PRECISION

The Advantage of a Dental Diagnosis Package

The panoramic image provides a broader perspective, allowing for the identification of full mouth dental conditions and abnormalities. The intraoral sensor captures more precise information about specific teeth and localized issues, such as cavities, fractures, or root canal abnormalities. Combining these imaging modalities enables practitioners to obtain comprehensive diagnostic images and make more accurate treatment decisions.

This visual information empowers the pet owners to better understand the patients oral health, treatment decisions, and improve overall their satisfaction.




Ergonomic Dental Screening Solution facilitating in Practice

myvet Pan i2D with EzSensor Vet



SPECIFICATIONS



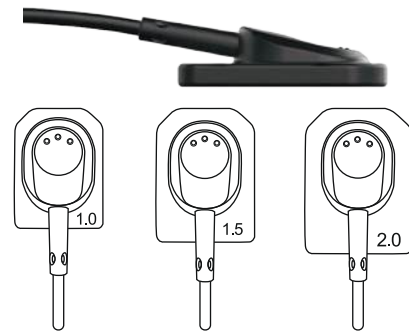
myvet Pan i2D

Item	Specifications
Weight	308.6 lbs (140 kg)
Dimensions (L x W x H)	64 x 22.3 x 66 (Max.) inch (1627 x 566 x 1676 mm)
Radius of rotator rotation	16.97 in (431 mm)
Extension bed (Option)	19.77 x 21.42 x 0.28 in (502.2 x 544.1 x 7 mm)

EzSensor Vet

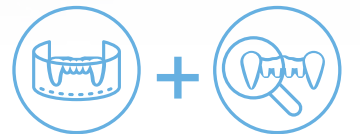
- Sensor Type: CMOS
- Pixel Size: 29.6 um
- Data Output: Direct USB (2.0)

	Size 1.0	Size 1.5	Size 2.0
Active Area	0.79 x 1.81 in (20 x 30 mm)	0.94 x 1.30 in (24 x 33 mm)	1.02 x 1.42 in (26 x 36 mm)
Dimension	1 x 1.45 in (25.4 x 36.8 mm)	1.14 x 1.55 in (29.2 x 39.5 mm)	1.23 x 1.69 in (31.3 x 42.9 mm)
Thickness	0.19 in (4.8 mm)	0.19 in (4.8 mm)	0.19 in (4.8 mm)



VETERINARY DENTAL PANORAMIC AND INTRAORAL IMAGING

- Maximizing Dental Diagnostic Accuracy
- Enhancing Diagnosis and Treatment Planning
- Comprehensive Dental Assessment at a Lower Cost



MEDICAL X-RAY SYSTEMS
EQUIPMENT • SUPPLIES • SERVICE
800-356-3388

Associated X-Ray Imaging Corp.
49 Newark Street
Haverhill, MA 01832
Toll Free: 800-356-3388
Phone: 978-374-6371
Fax: 978-521-2214
www.associatedxray.com
sales@associatedxray.com

MAXIMIZING DENTAL DIAGNOSTIC ACCURACY

Small animal specific panoramic dental image processing technology

MyVet Pan i2D features specialized panoramic scanning technology and intelligent acquisition software designed specifically for veterinary applications. This advanced technology enables the system to capture high-quality full mouth diagnostic images swiftly and efficiently. With superior imaging capabilities and streamlined acquisition processes, our panoramic system offers veterinarians the ability to obtain comprehensive diagnostic information in a shorter timeframe.



EzSensor Vet intraoral sensors provide maximum image quality using highly sensitive CMOS technology across a wide exposure range. The high-resolution technology combined with noise and artifact suppression provides clear and consistent precise diagnosis.



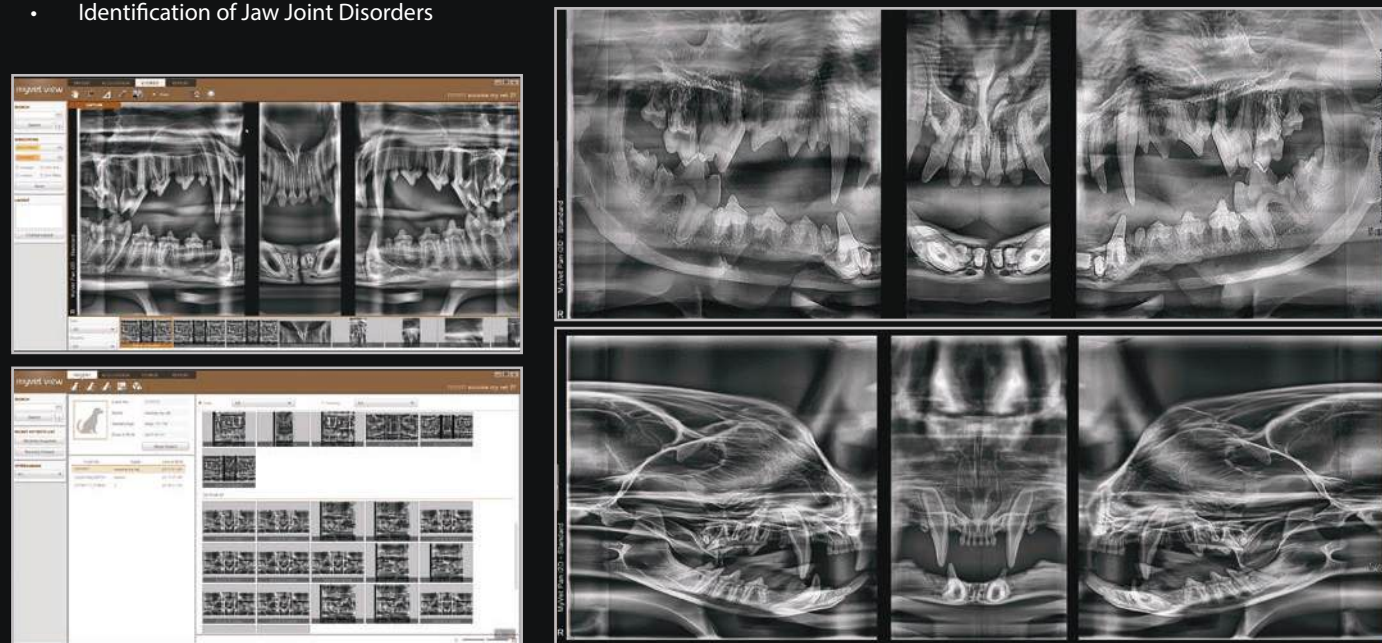
ENHANCED DENTAL DIAGNOSTIC PRECISION

Optimizing Dental Imaging with Advanced Algorithms and Image Refinement

The acquisition software provides a range of pre-set options tailored to various jaw sizes, optimizing the imaging techniques used for each case. Through sophisticated image reconstruction algorithms, the software enhances and refines the scanned images to display the most diagnostically relevant information.

- Overview of Dental and Skeletal Structures
- Detection of Dental Pathologies
- Identification of Jaw Joint Disorders

Panoramic view



Detailed Visualization from an intraoral x-ray

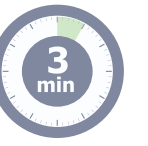
Intraoral imaging allows for close-up views of individual teeth, capturing fine details such as cavities, dental fractures and root canal abnormalities.



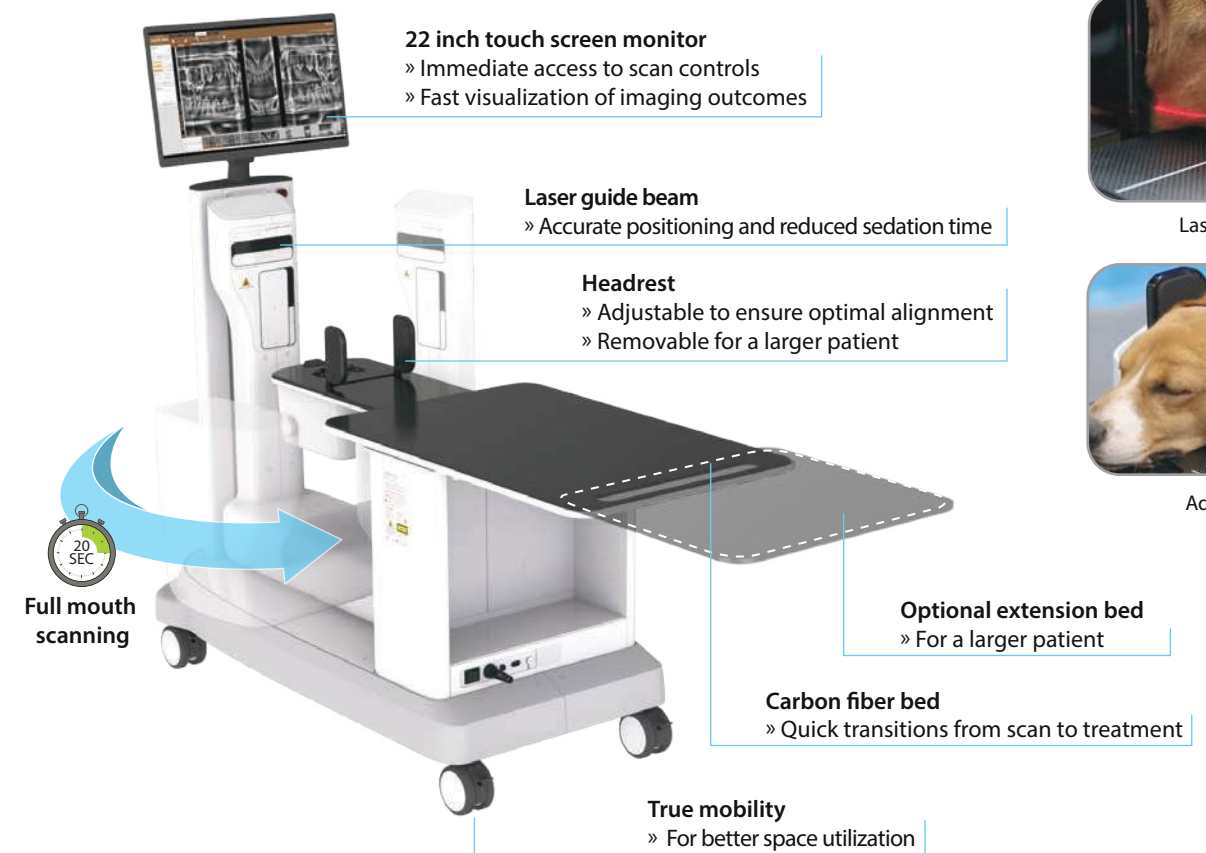
ENHANCING DIAGNOSIS AND TREATMENT PLANNING

Time Efficiency in Dental Practice with Panoramic Imaging and Intraoral X-Rays

Panoramic imaging provides an overall view of the full mouth and maxillofacial region within 3 minutes, while intraoral X-rays offer detailed information about individual teeth and specific areas of concern. The ergonomic table design delivers effective workflow to practice owners by easy positioning with less preparation. Facilitated by wheels for easy movement, contributes to an improved workflow by offering accessibility, efficient patient flow, streamlined procedures, operator convenience, and optimized space utilization.



MyVet Pan i2D



Laser beam guidance



Adjustable headrest

EzSensor Vet



High level protection against dust and water

